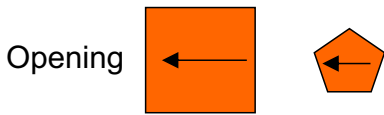


Patrol Challenge




Lay out your Patrol Camp site for a weekend standing camp using the shapes on the left. Use the size of the big or small sleeping tents depending on what you have in your hall. Your Patrol might need a combination of both. You will also need an eating shelter and a cooking area. You might choose to have a camp fire and other such luxuries.

On the two boxes below, one is a clear site and the other has a tree which you need to work around. See how you go, share and discuss your layouts with your Patrol Leaders and then your Scout leaders.



Sleeping Tents





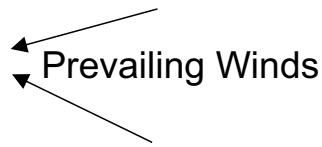
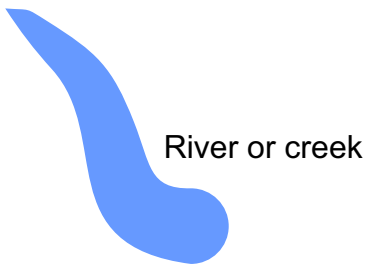
Eating Shelter



Cooking Area



Trees, stump or Rock



Things you might consider:

- Slope of the hill. Prevailing winds.
- How many Scouts can you sleep in a large or small tent?
- Which way your tent should open?
- How far away should camp fire be to your sleeping tents and kitchen?
- Where might you put a wet pit?

