


TRUCKIES HITCH




Start by pulling a bight in the rope, behind your tie-down rail.




Lay the bight over the top of the rope.



Pull a second bight in the rope through the first bight.




Make a loop in the rope above where you have just made the second bight.



Push the second bight through the loop.



For extra security make a second loop in the rope and feed the bight through this as well.



Pull down on the side of the first bight that is closest to the loose end

Tie Off



Tie a half-hitch around the first bight with the rope doubled.